



# Fraunhofer

ENAS

FRAUNHOFER INSTITUTE FOR ELECTRONIC NANO SYSTEMS ENAS

## RESEARCH AND DEVELOPMENT SERVICES

YOUR SYSTEM AND TECHNOLOGY PARTNER IN THE FIELD OF  
SMART SYSTEMS INTEGRATION BY USING MICRO AND NANO TECHNOLOGIES



# YOUR IDEA – OUR CHALLENGE



## **YOUR PRODUCT IDEA BECOMES REALITY**

The particular strength of the Fraunhofer Institute for Electronic Nano Systems ENAS lies in the development of smart integrated systems for different applications. These systems combine electronic components with nano and micro sensors as well as actuators, communication units and self-sufficient power supply. Fraunhofer ENAS develops single components, processes and technologies for their manufacturing as well as system concepts and system integration technologies and helps to transfer them into production.

## **STEP BY STEP PROJECT SUCCESS**

The institute offers a complete research and development service portfolio, starting from the idea, via design and technology development or realization based on established technologies to tested prototypes. If standard components do not meet the requirements, Fraunhofer ENAS provides prompt help in the realization of innovative and marketable solutions. Moreover, Fraunhofer ENAS observes technological trends and markets. Based on our knowledge and technologies, feasibility studies can be carried out.

## **RESEARCH AND DEVELOPMENT SERVICE PORTFOLIO**

Fraunhofer ENAS provides services in the development of single processes, complete technologies, components as well as systems depending on the needs of each customer:

- Design, technology, simulation, modeling and test of MEMS/NEMS
- Integration of nano functionalities, e. g. CNTs, quantum dots, spintronics, memristors
- Methods and technologies for wafer-to-wafer and chip-to-wafer bonding
- Packaging and integration for MEMS and electronic components
- Metallization: interconnect systems for micro and nanoelectronics and 3D integration
- Beyond CMOS technologies
- Simulation and modeling of devices, processes and equipment for micro and nano systems
- Material and reliability research
- Analytics for materials, processes, components and systems
- High-performance/high-precision sensors and actuators
- Development of printed functionalities for electronic applications
- Application-specific wireless data and energy systems
- Development of microfluidic systems and biosensor integration
- Sensor and actuator systems with control units, integrated electronics, embedded software and user interface
- Reliability of components and systems

## YOUR IDEA – OUR CHALLENGE

Within this service brochure, all processes, technologies and technology services, which are currently available, are listed. Any other materials than the ones listed within this brochure are available on customer request. The listed components are examples of developed demonstrators and prototypes and can be further developed on customer demand.

Benefit from our wide-ranging research and development network as well as our cooperation arrangements with renowned international research institutes and universities.

### SMART SYSTEMS CAMPUS

The Fraunhofer Institute for Electronic Nano Systems is located on the Smart Systems Campus Chemnitz, an innovative network with expertise in micro and nano technologies as well as in smart systems integration. This technology park provides renowned scientific and technical centers with entrepreneurial spirit and business acumen and an economic boost at a location where everything is on the spot. A close cooperation of science, applied research and industry is an everyday reality and reflects a strategy that is being fulfilled.

The partners of the Smart Systems Campus Chemnitz are:

- Chemnitz University of Technology with the Institute of Physics, the Center for Microtechnologies (ZfM) and the Center for Integrated Lightweight Construction (ZIL)
- Fraunhofer Institute for Electronic Nano Systems ENAS
- Young companies within the start-up building
- Companies within the business park



### INFRASTRUCTURE

Fraunhofer ENAS maintains a close cooperation with the Chemnitz University of Technology especially with the Center for Microtechnologies (ZfM) of the Faculty of Electrical Engineering and Information Technology and with the Faculty of Mechanical Engineering. Both facilities share their infrastructure including laboratories, clean rooms and equipment.

#### Clean rooms

The building of Fraunhofer ENAS possesses 1400 m<sup>2</sup> of laboratories including 380 m<sup>2</sup> of improved cleanness.

The ZfM facilities include a 1000 m<sup>2</sup> cluster of clean rooms (300 m<sup>2</sup> of them are class ISO 4). Modern equipment is installed for processing wafers as well as design and testing laboratories.


- Substrates
  - » Size: 150 mm, 200 mm
  - » Material: silicon, glass (on request: ceramics, lithium niobate, lithium tantalate, sapphire, silicon carbide and germanium)

#### Chemnitz Inkjet Technikum

Fraunhofer ENAS and the Department of Digital Printing and Imaging Technology of Chemnitz University of Technology jointly operate the Chemnitz Inkjet Technikum to offer a wide range of research and development services in the field of digital inkjet printing of functional inks. With its extensive research experience in the field of printed functionalities, such as RFID antennas, batteries and hierarchically structured membranes, the Inkjet Technikum is the ideal partner for beginners and for parties seeking support in basic research, new applications and lab-to-fab transfer.

# TECHNOLOGIES

# TECHNOLOGIES



SEM image of a gyroscope structure  
photo: Fraunhofer ENAS

## MEMS and MOEMS technologies

- High aspect ratio (HAR) technologies for high-precision capacitive MEMS: Airgap Insulation of Microstructures (AIM), Single Crystal Reactive Etching and Metallization (SCREAM), Bonding and Deep Reactive Ion Etching (BDRIE)
- Bulk technologies
- Piezo-MEMS technologies
- Thin film encapsulation
- MEMS packaging (0 and 1<sup>st</sup> level) and 3D integration

## Back-end of line technologies for micro and nano electronics

- Copper metallization (barrier, seed, fill)
- Low-k and ULK dielectrics (processes, integration)
- New materials and thin film processes
- Development and conceptual design of integration schemes
- Modeling and simulation of processes and equipment
- CNT-based interconnects

## Fluidic integration technologies

- Prototyping and assembling of (micro)fluidic systems
- Peripheral systems (instruments, electronics, software)
- Microfluidic systems based on silicon, glass, polymers, metals
- Liquid-based microfluidics
  - » (Bio)sensor integration
  - » Assay integration
  - » Integration of actuators (micro pumps, valves, heater)
- Gas-based microfluidics
  - » Gas-fluidic actuators (SJA/PJA) and transducers
  - » Prototyping and assembling of gas-based microfluidics for wind tunnel tests


## Nano integration technologies

- Nano lithography
  - » Electron beam lithography
  - » Nano imprint lithography
- Layer-based technologies
  - » Nanocomposites (semiconducting metal oxides, quantum dot-based layers)
  - » Magnetic field sensors (multi-dimensional GMR sensors, microstructuring, laser annealing)
  - » Memristive components (functional multilayers, circuit technologies)
  - » Packaging with thin, exothermic metal layers
- 1D technologies
  - » CNT functionality on wafer-level (coating, patterns, heterogenous integration)
  - » CNT material: type-selective CVD, material purification, assembly
  - » CNT-based piezoresistive sensor
  - » CNT-based FETs for sensors
  - » CNT-FETs for high-frequency applications

## Printing technologies

- Sheet- and web-based printing processes up to pilot scale (aerosol jet, inkjet, screen printing, gravure, dispensing)
- Printing of functional inks on flexible and rigid substrates with 2D and 3D surfaces
- Functionality formation by sintering of printed patterns
- Integration of printing technologies in manufacturing environments
- Design and printing-based manufacturing of tailor-made flexible thin film batteries
- Design, simulation, printing and characterization of customized antennas (RFID, WLAN, Bluetooth, LTE, UMTS,...)

# PROCESSES



Cluster tool for deposition processes  
photo: Jürgen Lösel for cfaed, TU Chemnitz

# PROCESSES

## Cleaning

- RCA clean
- Piranha clean
- DI-water flushing

## High-temperature processes

- Thermal oxidation dry, wet, HCl
- Annealing inert, reducing, oxidizing, ambient and forming gas
- Diffusion  $\text{POCl}_3$

## Deposition

### Physical vapor deposition

- Sputtering Ag, Al, Al-alloys, AlN, Au, Co, Cr, Cu, CuMn, CuTi, CuZr, Hf, Mo, Ni, NiMo, Pd, Si, Ta, TaN, Ti, TiN,  $\text{TiO}_2$ , TiW, W, metallic glass, pyrex
- Ion beam sputter deposition Al, Co, Cr, Cu, Mo, Ni, Ru, Ta
- Electron beam evaporation Al, Co, Cu, Ni, Pd, Pt

### Chemical vapor deposition

- Plasma enhanced CVD PETEOS- $\text{SiO}_2$ , SATEOS- $\text{SiO}_2$ ,  $\text{Si}_3\text{N}_4$ ,  $\text{Si}_x\text{O}_y\text{N}_z$ , SiCH, SiCOH, black diamond, diamond-like carbon, CNTs
- Low-pressure CVD  $\text{SiO}_2$ ,  $\text{Si}_3\text{N}_4$ , polysilicon, amorphous silicon, SWCNT/MWCNT
- Metal-organic CVD Cu, TiN
- CVD Parylene N, C, D, F, AF4

### Atomic layer deposition

- Metals Ni, Co, Cu
- Metal oxides and nitrides  $\text{Al}_2\text{O}_3$ ,  $\text{Co}_x\text{O}_y$ ,  $\text{Cu}_x\text{O}$ ,  $\text{NiO}_x$ ,  $\text{TiO}_2$ , TaN, TiN

### Electrochemical processes

- Electrochemical deposition (ECD) Au, Cu, Ni, Pd, Sn, Al (ionic liquids), In, Ga, AgSn, AuSn (ionic liquids)
- Electroless deposition (ELD) Au, Ni

### Others

- Dielectrophoresis (DEP) selective placement of nanomaterials (e. g. CNTs, nanowires)
- Spin-on dielectrics, porous ULK


# PROCESSES



E-beam lithography VSB-254, photo: Fraunhofer ENAS



Applied Materials Mirra, photo: Fraunhofer ENAS



Cu TSVs with 3 μm conformal Cu metallization  
photo: Fraunhofer ENAS

## Lithography

- Electron beam lithography resolution: < 50 nm
- Projection lithography 400 nm
- Contact lithography 2 μm
- Nano imprint lithography resolution: 50 nm
- Double side lithography
- Spray coating
- Spin coating
- Plasma strip oxidizing, reducing

## Patterning

- Wet processes
  - » Metals Al, Au, Cr, Cu, Pt, Ti, W, Pd/Al
  - » Non-metals AlN, Cu<sub>x</sub>O, Si<sub>3</sub>N<sub>4</sub>, SiO<sub>2</sub>, Si, polysilicon, glass
- Dry processes
  - » Metals Al, Cr, Cu, Ti, Ta, TiW, W
  - » Non-metals Si, polysilicon, SiC, SiO<sub>2</sub>, Si<sub>3</sub>N<sub>4</sub>, silicides, TiN, resists, glass, low-k dielectrics
  - » Deep reactive ion etching Si
- Lift-off
- Gas phase etching of SiO<sub>2</sub>
- Assembly of CNTs

## Special processes for quantum dots (not within the standard clean room)

- Thermal evaporation Al, Ag, Ca, MoO<sub>x</sub>, HMTPD, CBP, TPD, mCP, ZnPc, C<sub>60</sub>, LiF, spiroMeOTAD


## Chemical mechanical polishing and wafer thinning

- CMP for patterning Al, Cu, Ge, Si, SiO<sub>2</sub>, W, barriers (TiN/Ti, TaN/Ta), ceramics (LiNbO<sub>3</sub>, LiTaO<sub>3</sub>), glass, isolators, stainless steel
- Planarization and surface finishing
- Grinding Si, glass, ceramics
- Spin etch Si, glass

## 3D integration focused on MEMS

- Through silicon vias
  - » Integration concepts via last, via middle, vias for glass and silicon substrates
  - » Processes deep etching, isolation, metallization, lithography in holes
  - » Metallization metal-CVD, RDL, UBM, bumping (PVD, ECD, screen printing, aerosol jet printing)
- Wafer thinning and handling Si, glass, ceramics
- Temporary wafer bonding and debonding for thin wafer handling
- Hybrid and vertical integration of MEMS/NEMS
- Aerosol jet printing


# PROCESSES



Cu/Sn solid-liquid interdiffusion bonding on wafer level  
photo: Fraunhofer ENAS



Laser micromachined valves for pulsed jet actuators, photo: Fraunhofer ENAS



Roll-to-roll printed copper patterns, photo: Fraunhofer ENAS

## 0 and 1<sup>st</sup> level packaging

### Thin film encapsulation

- Biocompatible packaging (parylene (C, D, F)) incl. pre-treatment (silanization)
- High aspect ratio microstructures

### Wafer bonding (with or without interlayer)

- Conventional, permanent wafer bonding
  - » Silicon fusion bonding RT ... 100 °C, 100 °C ... 200 °C, 200 °C ... 400 °C, > 400 °C  
Si, borosilicate glass, faturan glass, quartz glass, LiTaO<sub>3</sub>, LTCC, stainless steel
  - » Anodic bonding RT ... 550 °C, 0.... 500 kPa, 0 ... 2000 V  
Si, SiO<sub>2</sub>, Si<sub>3</sub>N<sub>4</sub>, borofloat, pyrex, SD2
  - » Glass frit bonding Si, glass
  - » Eutectic bonding Au-Si, Au-Sn, Al-Ge
  - » Thermo compression bonding Al-Al, Cu-Cu, Au-Au (nanoporous gold), plasma enhanced Cu-Cu bonding
  - » SLID bonding Au-In, Au-Sn, Cu-In, Cu-Sn
- Low-temperature, permanent wafer bonding
  - » Reactive bonding Si, Al<sub>2</sub>O<sub>3</sub>, Al, Cu, borosilicate glass, faturan glass, quartz glass, LiTaO<sub>3</sub>, covar, stainless steel
  - » Plasma-activated bonding
  - » Laser-assisted bonding glass-frit, glass-silicon
  - » Sintering Ag, Cu
- Temporary wafer bonding
  - » Bonding and debonding thin wafer processing

### Packaging of integrated circuits

- Wire bonding
  - » Al-Si 18, 32 μm
  - » Al 125, 250, 300 μm
  - » Au 25, 30, 50, 125 μm
  - » Cu 32 μm
- Chip bonding flip-chip, chip-to-chip (C2C), chip-to-wafer (C2W), multi-chip-module (MCM), chip-to-board (C2B), surface-mounting technology (SMT), printed contacts
- Encasings and Caps metal, glass, ceramics, plastics, thin film encapsulation (Parylene)
- Dicing

## Laser micromachining – laser work station

- Picosecond laser (10 W) 266 nm, 355 nm, 532 nm, 1064 nm, pulsed energy
- Thulium fiber laser (20 W) 1908 nm, continuous wave
- Materials:
  - » Polymers PC, PMMA, PET, COC, acrylic resin, adhesive tapes (incl. cover sheets)
  - » Ceramics LiTaO<sub>3</sub>, Al<sub>2</sub>O<sub>3</sub>, LiNbO<sub>3</sub>, PZT
  - » Metals Al, Mo, Au, Pd, stainless steel
  - » Glass borofloat, quartz, BK7, microscope slides
  - » Semiconductors Si (mono and polycrystalline), ITO
  - » Others solder, reactive foils, films with nanoparticles

## Patterning based on printing

- Inkjet sheet-fed, web-fed
- Aerosol jet sheet-fed
- Gravure web-fed
- Screen sheet-fed, web-fed
- Functionality formation by sintering thermal, IR, UV, laser, IPL, electrical, chemical, plasma
- Materials:
  - » Inks conductive inks: Ag, Cu, Au, C, Zn, ...  
semiconductive inks (organic and oxide-based)  
dielectric inks (organic)
  - » Substrates polymer films (PET, PEN, PI, PC, PVC, PP, ...)  
paper (uncoated and coated), congruated cardboard  
glass, ceramics, textiles, sheet metal, rubber

For your support, we operate the »Chemnitz Inkjet Technikum« offering the following research and development services:

- Customer-tailored R&D projects
- Ink printability verification
- Initial printing tests (inkjet, gravure, screen)
- Surface energy optimization of substrates
- Ink and layer characterization
- Consulting, workshops, lectures and hands on training

# ANALYTICS / CHARACTERIZATION



Scanning electron microscope  
photo: Jürgen Lösel, TU Chemnitz

# ANALYTICS / CHARACTERIZATION

## Preparation techniques for analytics

- Focused ion beam (FIB)
- Preparation for micrograph sections
- Sputtering: carbon, metals

## Process-accompanying analytical methods

- Profilometry: tactile, optical (Datac, AFM, reflectometer, white light)
- XPS: surface, depth profile
- Wafer thickness
- Sheet resistance
- Wafer bow measurement
- Adhesion tests: 4 point bending
- Life time scanner
- Thermogravimetric analysis and differential scanning calorimetry
- (in situ) XPS spectroscopy
- (in situ) Raman spectroscopy

## In situ plasma diagnostics for process optimization

- Optical emission spectroscopy
- Quadrupol mass spectrometry
- Quantum cascade laser absorption spectroscopy
- Langmuir probe

## Optical inspection

- Spectroscopy: EDX, IR, FTIR, NIR, UV/Vis, fluorescence, Raman, spectral ellipsometry
- Microscopy: light, SEM, SEM/FIB, AFM, TEM, SAM, laser scanning, thermographic, fluorescence
- X-ray computer tomography
- White light interferometry
- Thermography
- High speed imaging (up to 150.000 fps)

## Bond quality evaluation

- Shear test
- Micro Chevron test (MCT)
- Bending test
- Tensile test
- Hermeticity
  - » MEMS structures and pressure gauge
  - » Helium leakage test
  - » FTIR spectroscopy



# ANALYTICS / CHARACTERIZATION

## Material and deformation analysis

- Material composition: EDX, laser scanning, LSAW, IR
- Material characterization: Young's modulus, Poisson's ratio, thermal expansion coefficient (CTE)
- Elastic-plastic and creep characterization of bulk materials and thin films (-70 °C ... 500 °C)
- Visco-elastic characterization – DMA, TMA, TGA: Master curve, shift functions (time, temperature, humidity)
- Determination of fracture mechanics parameters for critical and sub-critical crack growth (-40 °C ... 200 °C)
- 3D in situ warpage, deformation and strain measurements of 1 x 1 mm<sup>2</sup> ... 300 x 300 mm<sup>2</sup> objects by chromatic sensor, white light interferometry, confocal microscopy or gray scale image correlation (microDAC) in air, N<sub>2</sub> or Ar between -80 °C and 400 °C with sub-micron resolution
- Micro and nano hardness and strength testing on films, MEMS structures and membranes
- fibDAC determination of the mechanical stresses in BEOL film stacks and MEMS structures with highest spatial resolution (down to 250 nm in-plane and 50 nm in depth)
- Electromagnetic material assessment

## Electrical characterization

- Antenna measurement and characterization
- RF network and spectrum analysis
- EM near field characterization
- Wafer probe
  - » Current-voltage
  - » Capacity-voltage
  - » Biased temperature stress
  - » TVS measurements
  - » Mercury probe

## Fluidic characterization

- Hot Wire Anemometry (up to 300 m/s)
- 2D / 3D scan and visualization of pressure and velocity profiles (3D travers system, 200 mm x 200 mm x 400 mm)
- Automated measurement software for multi parameter data acquisition
  - » Individual measurement workflows (parameter sweep, performance map, ...)
  - » Parallel monitoring of environmental and system parameters (flow velocity, pressure, ...)
  - » Signal analysis of digital sensors
  - » Signal analysis of analog sensors (+/-10 V, up to 250 kHz)
- Combined characterization of transducer movement, cavity pressure and flow velocity in gas-fluidic actuators
- Amplifier and control system for piezoelectric actuators (up to 350 V, 220 mA)

# ANALYTICS / CHARACTERIZATION



Absorber chamber for antenna measurement  
photo: Jürgen Lösel

# DESIGN, SIMULATION AND MODELING

# DESIGN, SIMULATION AND MODELING



Simulation lab at Fraunhofer ENAS  
photo: Jürgen Lösel

We offer application-oriented design starting from the concept via component to device and system, while taking design for reliability into account.

## MEMS/NEMS

- Inertial sensors
- RF MEMS
- MOEMS

## Materials, processes and equipment for micro and nano-electronics

- Multi-scale simulation of thin film deposition (PVD, CVD, ALD, ECD) for process and reactor optimization
- Simulation of surface chemistry and film growth
- Structural, thermal, mechanical and electrical properties of thin films and nano materials

## Electronics and communication

- Analog and digital circuits and mixed signal
- PCB layout
- Basic software programming
- RF circuit design
- Antenna design for data and energy transmission

## Electrical and multi-physical systems

- Electro-mechanical coupling
- Modeling, simulation and measurement of parasitic electromagnetic effects
- Structural analyses
- Thermo-mechanical induced packaging stress
- Chip, packages, modules, PCB

## Micro and nano devices and systems


- Thermal and electrical simulation of ULSI interconnect systems
- TCAD simulation of strained ULSI transistors
- Multi scale modeling and simulation of emerging nano-devices (CNT FETs, nanowire FETs, memristors)
- Ab initio simulation of electron transport in nanostructures
- Modeling of sensors based on nanomaterials
- Mask design, layout, technology support
- Electromagnetic simulations of antennas and systems
- Methodologies for multi-scale modeling of NEMS
- Electromagnetic simulations of RF MEMS components

## Fluidic systems

- Liquid-based microfluidic systems
- Gas-based microfluidic actuators and systems

## Reliability

- Analysis, assessment and prediction of reliability
  - » Mechanical and thermoelectromechanical
  - » Crack and fracture modeling
  - » Multi-field effects
  - » Validation via coupling of simulation and experiments
- Fracture and damage mechanics (mm ... sub-nm)
  - » Cohesive zone modeling (CZM)
  - » Extended FEM (X-FEM)
- Life-time prognosis
- Virtual prototyping, robustness analysis and optimization
- Electromagnetic reliability analysis
- Near field localization of hot spots
- Near field/far field transformation



#### Wafer and chip test

- Electrical parameters
- RF S parameters
- Nonlinearity
- Dielectric material parameters
- Transmission and reflection
- Surface parameters
- Vibrational analysis
- Combination of numerical simulation and characterization methods for parameter identification
- Electromagnetic compatibility
- Specific probe card development

#### Test programs for component and system tests

- Controllable optical filters
- Acceleration sensors
- Gyroscopes
- RF MEMS switches
- Wireless sensor nodes

#### Reliability

- Mechanical strain: pulling, pressure, shearing, bending, scratch, vibration, shock
- Structural reliability of composites (fatigue master curve)
- Compact tension (CT) fracture mechanical tests: single and multi-mode, critical and sub-critical, bulk and interfaces
- Nanofatigue, membrane tests
- Thermoelectromechanical endurance: HT, (H)TC, APC
  - » Thermal cycle test: -80 °C ... 500 °C,
  - » Power cycle tests: up to 500 A, 80 V (air, oil)
- Accelerated lifetime tests with mixed loads:
  - » Temperature cycle: -60 °C ... 180 °C
  - » Humidity range: 10 % ... 90 %
  - » Mechanical vibration: 0.1 Hz ... 3 kHz
  - » Electrical loads: bias voltage, electrical power
- Environmental testing: humidity, degradation, corrosion
  - » Climate storage and shock testing: -60 °C ... 180 °C, humidity 10 %... 90 %, salt dust
- Field-like long-term climatic and stress tests: 2 ... 10 years in the underground reliability lab (old silver mine)
- RF and microwave performance: functionality, electromechanical compatibility
- Near field measurement for EMC tests and debugging

# DEMONSTRATORS AND PROTOTYPES

# DEMONSTRATORS AND PROTOTYPES



ASTROSE sensor node in field test  
photo: Fraunhofer ENAS

Smart systems consist of different components. The following demonstrators and prototypes have been developed and may be further developed on customer demand.

## High-precision silicon-based inertial sensors

- Gyroscopes
- Acceleration sensors
- Inclination sensors
- Vibration sensors

## RF MEMS

- Switches
- Varactors

## Ultra-low power MEMS

- Wake-up MEMS

## Optical sensors / MOEMS

- Fabry-Pérot filters
- Optical grating
- Controllable detectors
- Optical sensors
- Quantum dot-based systems

## Pressure and force transducers

- Ultrasonic transducer
- MEMS loudspeaker
- Pressure sensitive resonators

## CNT-based systems

- CNT-FETs for nanoelectronics and sensors
- MEMS with integrated CNTs (e. g. test platform for reliability analysis)
- Pressure sensor
- High-frequency FETs for analog wireless applications

## Magnetic field sensors (GMR- and TMR-based)

- 2D compass sensor
- Magnetic marker detection in fluids

## Printed components

- Printed batteries
- Printed antennas (smart labels)

## Material and structural sensors

- Nanocomposite-based systems
- Acceleration sensors
- Acoustic emission sensors
- Humidity sensor
- Sensors for mechanical and thermomechanical load

## Fluidics

- Microfluidic systems for liquid samples
- Gas fluidic actuators (SJA/PJA)

# CONTACT

## **Fraunhofer Institute for Electronic Nano Systems ENAS**

Technologie-Campus 3  
09126 Chemnitz  
Germany

Dr. Bianca Milde  
Phone: +49 371 45001-456  
Email: bianca.milde@enas.fraunhofer.de

Dr. Martina Vogel  
Phone: +49 371 45001-203  
Email: martina.vogel@enas.fraunhofer.de

## **Director (acting) of Fraunhofer Institute for Electronic Nano Systems ENAS and President of the Center for Microtechnologies of Chemnitz University of Technology**

Prof. Dr. Thomas Otto  
Phone: +49 371 45001-100  
Email: thomas.otto@enas.fraunhofer.de

*Cover page:*

*Clean room of the Center for Microtechnologies of Chemnitz  
University of Technology; photo: Jürgen Lösel for TU Chemnitz*

## **COOPERATION PARTNER**

## **Chemnitz University of Technology Center for Microtechnologies**

Reichenhainer Straße 70  
09126 Chemnitz  
Germany

Prof. Dr. Karla Hiller  
Phone: +49 371 531-33276  
Email: karla.hiller@zfm.tu-chemnitz.de

Mario Seifert  
Phone: +49 371 531-35185  
Email: mario.seifert@zfm.tu-chemnitz.de

**Fraunhofer ENAS is participant of the**



**Forschungsfabrik  
Mikroelektronik  
Deutschland**